

屏東縣政府 函

地址：900219屏東縣屏東市自由路527號
聯絡人：林上智
聯絡電話：08-7320415#3655
電子信箱：a330158@oa.pthg.gov.tw

受文者：屏東縣內埔鄉東寧國民小學

發文日期：中華民國114年5月27日

發文字號：屏府教發字第1145093048號

速別：最速件

密等及解密條件或保密期限：

附件：如主旨 (376530000A114509304800-1.pdf、376530000A114509304800-2.pdf)

主旨：檢送國小中年級及高年級「課室英語桌遊卡遊戲手冊(下稱遊戲手冊)」電子檔及遊戲說明影片(網址：<https://reurl.cc/G49103>)各1份，請學校依說明辦理，請查照。

說明：

- 一、依據教育部國民及學前教育署114年5月20日臺教國署國字第1140045740號函辦理。
- 二、旨揭「課室英語桌遊卡」，可從各附件「遊戲手冊—四、自製課室英語桌遊卡方法」自行印製。
- 三、本府已將旨揭國小中年級及國小高年級「遊戲手冊」電子檔及遊戲說明影片(網址：<https://reurl.cc/vQGEke>)掛載於本縣英語教育資源中心網站(<http://www.pieetrc.ptc.edu.tw/nss/p/index>)-最新公告區，請學校公告周知及鼓勵教師推廣及運用，讓學生透過桌卡遊戲，主動說英語。

正本：各高國中、各國小、屏東縣內埔鄉榮華國民小學

副本：屏東縣屏東市忠孝國民小學(屏東縣英語教育資源中心)、本府教育處教學發展科

2025/05/28
08:55:13
電子交換文章



裝

訂



線

生活英語桌遊卡手冊

Daily English Conversation Card Game

國小中年級

國立臺灣師範大學英語學系計畫團隊



Daily English
Conversation
Card Game



教育部國民及學前教育署

目錄

一、生活英語桌遊卡遊戲研發構想.....	1
二、生活英語桌遊卡遊戲方式說明.....	2
三、生活英語（中年級）一覽表.....	6
四、自製生活英語桌遊卡方法.....	9

一、生活英語桌遊卡遊戲研發構想

生活英語桌遊卡為國立臺灣師範大學英語學系計畫團隊研發之教學資源，旨在透過趣味遊戲，幫助學生複習國小中、高年級英語課內容，並熟悉與日常生活相關的英語表達方式。

每套桌遊卡牌包含 12 句學生常用表達，每句提供 4 種不同的回應方法。卡牌分為（一）**國小中年級版**和（二）**國小高年級版**，由於各版本英語教材的內容不同，中、高年級所涵括的句型亦略有差異。本桌遊卡主要列出常用的生活英語表達與回應方式，並未涵蓋所有教材的句型和詞彙。

桌遊卡每場遊戲約 20-30 分鐘，玩法與**課室英語桌遊卡**相同（請見遊戲方法文字說明及影片）。此外，教師可在遊戲開始前或結束後，利用**生活英語一覽表**幫助學生複習各種表達與回應方式。

兩套桌遊卡的研發過程繁瑣，特別感謝多位英語教育專家協助校對，確保內容適合國小中、高年級學生。期望兩套桌遊卡能幫助學生熟練生活英語，並增添學習趣味。

二、生活英語桌遊卡遊戲方式說明

■ 目標 **Objective:**

生活英語桌遊卡旨在幫助小學生練習生活英語，桌遊卡共有兩個版本，包括 Daily English Conversation (1)和(2)。遊戲方式請見下方說明。桌遊卡牌上的問句和答句皆可從國中小英語課採英語授課推廣計畫網站上下載。

The Daily English Conversation card game aims to help elementary school students practice daily English conversations. It has two versions: Daily English Conversation (1) and (2). Details about how to play this game are explained below. All student sentences and their corresponding responses can be downloaded from the following website:
<https://ntnuengproject.wixsite.com/teie/>.

■ 遊戲說明 **How to Play This Card Game:**

1. 每套卡牌共有 48 張牌，包含 12 組卡牌，每組有同樣的學生問句，但有 4 種不同的學生回答，故一共 48 張，請見以下範例。

This game consists of 48 cards (12 ranks x 4 different student responses = 48 cards). Each rank shares the same student sentence, which has four corresponding responses. Below is an example:

Student A: How are you?	Student B: I'm fine.
Student A: How are you?	Student B: I'm good. And you?
Student A: How are you?	Student B: I'm okay. How about you?
Student A: How are you?	Student B: I'm not feeling well.

2. 遊戲開始前 Pre-game setup:

- (1) 遊戲玩家 3 到 6 人一組，每一組使用一套卡牌。

All players form a group of 3 to 6 players. Each group should get a deck of 48 cards.

- (2) 每一組選一位玩家協助發牌，發牌者發給每位玩家（包括自己）

一人五張卡牌，字面朝下。

Each group selects 1 player to be the dealer. The dealer then deals 5 cards face-down to each player including himself/herself.

- (3) 發牌者將剩下未發完的卡牌放在桌子中間，字面朝下。

The dealer puts the rest of the deck in the center of the table.

3. 遊戲規則 Game rules:

- (1) 由發牌者左手邊的玩家開始遊戲。

The player to the left of the dealer starts the game.

- (2) 當輪到你時，你得跟任何一位玩家要牌，這時你須唸卡牌上的問

句，例如：「(玩家名), how are you?」(請注意 你跟對方要的卡牌必須是你手中其中一張卡牌的問句)。

When it is your turn, ask **any player** for a specific card rank that you want, such as: “(other player’s name), how are you?” (Note: The card rank you ask for must be one that you already have.)

- (A) 如果你問的玩家剛好有你要的卡牌，她必須唸出該卡牌上學生

的回答，爾後將該張卡片交給你，請見以下對話範例：

If the player you asked has the requested card, he/she must read the student response on the card and give the card to you. The following is an example dialogue:

- Student A (The player asking the question): How are you?
- Student B (The player being asked): I'm fine. (I'm good. And you? / I'm okay. How about you? / I'm not feeling well.)

請注意 假如你問的玩家有超過一張卡牌是你所唸的問題，她必須唸出這些卡牌上所有的答句，並將這些卡片都交給你。

Note: If the player you asked has multiple cards with the same rank that you requested, he/she must read all the responses out and give all those cards to you.

- (B) 接著你可以跟另一位玩家要同一組或不同組的卡片，也可以選擇問同一位玩家，並跟她要另一張卡片。

Then you can ask another player for the same card rank or a different card rank. You can also ask the same player for a different card rank.

- (C) 倘若你問的玩家剛好沒有你要的卡片，她必須要回答：“I don't have that card. Pick a new card.” 接下來你必須要從桌子中間未發出去的卡牌中，抽一張卡給自己。然後你這一輪就正式結束。

If the player you asked doesn't have the requested card, he/she will say "**I don't have that card. Pick a new card.**" and you must draw a card from the deck. Then your turn ends.

- (3) 前一位玩家左手邊的玩家開始新的一輪遊戲。

The person to the left of the previous player starts the next turn.

- (4) 新的一輪遊戲重複上述步驟(2)的流程。

The game continues by repeating step (2).

- (5) **得分**：倘若你收集到四張同一組的卡牌（即四張相同學生問句的卡牌），你可將該組卡牌字面朝上放在你面前桌上，然後你便可得到 4 分。假如你從桌子中間的卡牌中所抽到的卡牌，剛好讓你能夠湊成一組，你也可以將卡牌放在你面前的桌上，並獲得 4 分。

Keeping Score: If you collect 4 cards of the same rank, you should place the cards face-up in front of you, and that is worth 4 points. If the card you draw from the deck forms a match with the other 3 cards that you already have, you can also place the cards down to win 4 points.

- (6) 當所有玩家湊成了 12 組卡牌，並將所有牌組放置在面前，遊戲結束。

The game ends when all the cards are face-up in front of all the players.

- (7) 所有玩家計算各自得分，得分最高的玩家為贏家。

All players count the number of points they have. The player with the most points is the winner.

4. 其他 Other

- (1) 如果你手中沒牌了，你可以從桌子中間的卡牌抽一張牌繼續遊戲。

If you run out of cards in your hand, you can pick a new card from the deck and continue the game.

- (2) 假如桌子中間沒有剩下的卡牌了，遊戲繼續進行，玩家不再抽牌。

If there are no cards left in the deck, the game continues. From that point on, players don't draw cards anymore.

三、生活英語 (中年級) 一覽表

Daily English Conversation (1)

Student A	Student B
How are you?	1. I'm fine.
	2. I'm good. And you?
	3. I'm okay. How about you?
	4. I'm not feeling well.

Student A	Student B
What's this? (What's that?)	1. It's a ruler.
	2. Take a guess!
	3. I don't know.
	4. I'm not sure. We can ask the teacher.

Student A	Student B
Oops! I'm sorry.	1. It's okay.
	2. That's all right.
	3. No problem.
	4. Don't worry about it.

Student A	Student B
Who is she?	1. She is my sister.
	2. She is my teacher.
	3. She is my friend.
	4. She is the school nurse.

Student A	Student B
What are you doing?	1. I'm reading.
	2. Nothing.
	3. I'm writing.
	4. I'm drawing.

Student A	Student B
Where is my eraser?	1. Here it is.
	2. It's under the desk.
	3. It's over there.
	4. I don't know. Is it in your bag?

Student A	Student B
I'm hungry.	1. Here are some cookies for you.
	2. What do you want to eat?
	3. Do you want some cookies?
	4. Me too! Let's go eat lunch.

Student A	Student B
What time is it?	1. It's ten thirty.
	2. It's nine o'clock.
	3. It's 12.
	4. Sorry, I don't know.

Student A	Student B
How's the weather now?	1. It's cloudy.
	2. It's really hot.
	3. It's windy now.
	4. It's sunny. Let's go play outside.

Student A	Student B
See you!	1. Goodbye!
	2. Take care!
	3. See you soon!
	4. Have a nice day!


Student A	Student B
Where is your school bag?	1. It's in my bedroom.
	2. In our living room.
	3. It's under my desk.
	4. I don't know.

Student A	Student B
Does John like apples?	1. Yes, he does.
	2. No, he doesn't like apples.
	3. No, he doesn't.
	4. No. He likes bananas.

四、自製生活英語桌遊卡方法

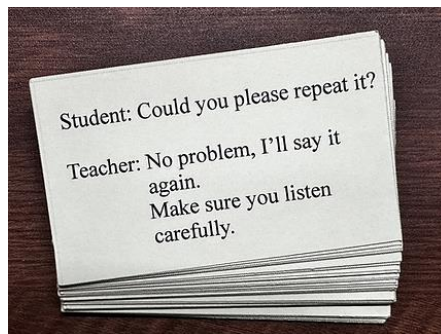
自製生活英語桌遊卡時，可依照以下步驟依序完成：

- 一、 購買厚度合適且可供電腦列印的紙張，後續列印後可將紙卡剪裁下來運用。亦至書局購買 A4 大小已具撕線的 DIY 名片紙 (1 頁 2 列 x 5 段=10 面版本) (如圖一)，列印後可輕鬆將紙卡撕下 (如圖二)。



圖一

- 二、以第一項所準備的紙張列印本手冊中第 10 頁到第 14 頁的 Daily English Conversation (1) 和 (2) 桌遊卡片，列印後便可將紙卡裁剪下來運用 (如圖二示例)。建議將剪裁下來的卡片護貝，以方便保存。卡牌列印時若遇排版偏差問題，建議至計畫團隊網站下載卡牌檔案。



圖二

Daily English Conversation (1)

國小中年級

Student A: How are you?

Student B: I'm fine.

Student A: How are you?

Student B: I'm good. And you?

Student A: How are you?

Student B: I'm okay.
How about you?

Student A: How are you?

Student B: I'm not feeling well.

Student A: What's this?
(What's that?)

Student B: It's a ruler.

Student A: What's this?
(What's that?)

Student B: Take a guess!

Student A: What's this?
(What's that?)

Student B: I don't know.

Student A: What's this?
(What's that?)

Student B: I'm not sure.
We can ask the teacher.

<p>Student A: Oops! I'm sorry.</p> <p>Student B: It's okay.</p>	<p>Student A: Oops! I'm sorry.</p> <p>Student B: That's all right.</p>
<p>Student A: Oops! I'm sorry.</p> <p>Student B: No problem.</p>	<p>Student A: Oops! I'm sorry.</p> <p>Student B: Don't worry about it.</p>
<p>Student A: Who is she?</p> <p>Student B: She is my sister.</p>	<p>Student A: Who is she?</p> <p>Student B: She is my teacher.</p>
<p>Student A: Who is she?</p> <p>Student B: She is my friend.</p>	<p>Student A: Who is she?</p> <p>Student B: She is the school nurse.</p>
<p>Student A: What are you doing?</p> <p>Student B: I'm reading.</p>	<p>Student A: What are you doing?</p> <p>Student B: Nothing.</p>

Student A: What are you doing?

Student B: I'm writing.

Student A: What are you doing?

Student B: I'm drawing.

Student A: Where is my eraser?

Student B: Here it is.

Student A: Where is my eraser?

Student B: It's under the desk.

Student A: Where is my eraser?

Student B: It's over there.

Student A: Where is my eraser?

Student B: I don't know.
Is it in your bag?

Student A: I'm hungry.

Student B: Here are some cookies
for you.

Student A: I'm hungry.

Student B: What do you want to
eat?

Student A: I'm hungry.

Student B: Do you want some
cookies?

Student A: I'm hungry.

Student B: Me too! Let's go eat
lunch.

<p>Student A: What time is it?</p> <p>Student B: It's ten thirty.</p>	<p>Student A: What time is it?</p> <p>Student B: It's nine o'clock.</p>
<p>Student A: What time is it?</p> <p>Student B: It's 12.</p>	<p>Student A: What time is it?</p> <p>Student B: Sorry, I don't know.</p>
<p>Student A: How's the weather now?</p> <p>Student B: It's cloudy.</p>	<p>Student A: How's the weather now?</p> <p>Student B: It's really hot.</p>
<p>Student A: How's the weather now?</p> <p>Student B: It's windy now.</p>	<p>Student A: How's the weather now?</p> <p>Student B: It's sunny. Let's go play outside.</p>
<p>Student A: See you!</p> <p>Student B: Goodbye!</p>	<p>Student A: See you!</p> <p>Student B: Take care!</p>

Student A: See you!

Student B: See you soon!

Student A: See you!

Student B: Have a nice day!

Student A: Where is your school bag?

Student B: It's in my bedroom.

Student A: Where is your school bag?

Student B: In our living room.

Student A: Where is your school bag?

Student B: It's under my desk.

Student A: Where is your school bag?

Student B: I don't know.

Student A: Does John like apples?

Student B: Yes, he does.

Student A: Does John like apples?

Student B: No, he doesn't like apples.

Student A: Does John like apples?

Student B: No, he doesn't.

Student A: Does John like apples?

Student B: No. He likes bananas.

生活英語桌遊卡遊戲手冊

委託單位：教育部國民及學前教育署

委辦單位：國立臺灣師範大學英語學系

委辦計畫：2030 雙語政策(111 至 113 年)—提升高中以下英語文教師教學效能—十二年

國教—國中小教育階段英語課採全英語授課暨全英語教學影片製作計畫

計畫諮詢專家：國立臺灣師範大學英語學系 張武昌教授

計畫主持人：國立臺灣師範大學英語學系 王宏均教授

協同主持人：國立臺灣師範大學英語學系 曾俊傑副教授

中國醫藥大學 黃文志助理教授

計畫助理：國立臺灣師範大學英語學系 楊慧欣助理

國立臺灣師範大學英語學系 陳柏璋助理

國立臺灣師範大學英語學系 陳蕙如助理

卡牌文字校對：臺北市立中正高級中學 Alex Wallace 老師

影片製作：國立臺灣師範大學英語學系 趙亦萱系友

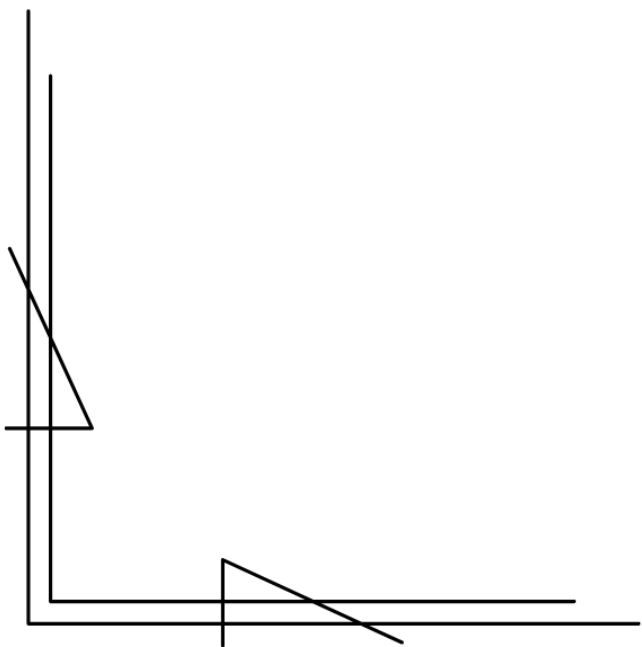
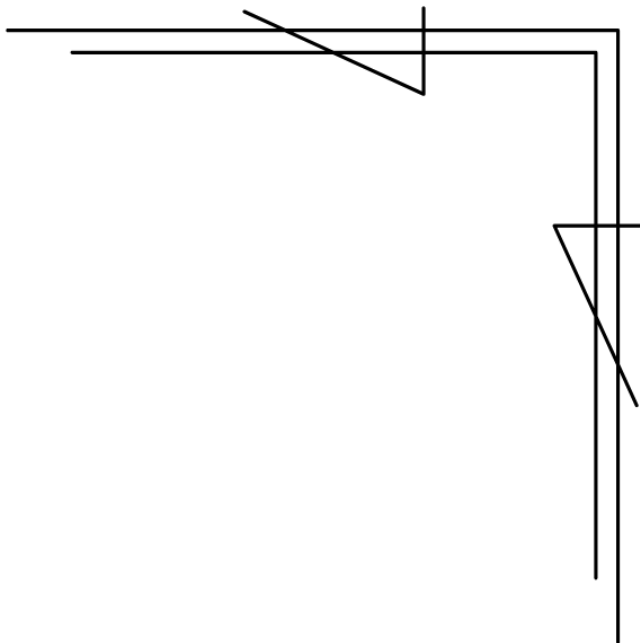
封面封底設計：國立臺灣師範大學英語學系 楊慧欣助理

特別感謝：台北市立國語實驗國民小學 張孝慈老師

屏東市信義國民小學 黃慧麗老師

桃園市青溪國民小學 廖人鉉老師

編輯日期：中華民國 114 年 4 月



生活英語桌遊卡手冊

Daily English Conversation Card Game

國小高年級

國立臺灣師範大學英語學系計畫團隊



教育部國民及學前教育署

目錄

一、生活英語桌遊卡遊戲研發構想.....	1
二、生活英語桌遊卡遊戲方式說明.....	2
三、生活英語（高年級）一覽表.....	6
四、自製生活英語桌遊卡方法.....	9

一、生活英語桌遊卡遊戲研發構想

生活英語桌遊卡為國立臺灣師範大學英語學系計畫團隊研發之教學資源，旨在透過趣味遊戲，幫助學生複習國小中、高年級英語課內容，並熟悉與日常生活相關的英語表達方式。

每套桌遊卡牌包含 12 句學生常用表達，每句提供 4 種不同的回應方法。卡牌分為 (一) 國小中年級版和 (二) 國小高年級版，由於各版本英語教材的內容不同，中、高年級所涵括的句型亦略有差異。本桌遊卡主要列出常用的生活英語表達與回應方式，並未涵蓋所有教材的句型和詞彙。

桌遊卡每場遊戲約 20-30 分鐘，玩法與**課室英語桌遊卡**相同 (請見遊戲方法文字說明及影片)。此外，教師可在遊戲開始前或結束後，利用**生活英語一覽表**幫助學生複習各種表達與回應方式。

兩套桌遊卡的研發過程繁瑣，特別感謝多位英語教育專家協助校對，確保內容適合國小中、高年級學生。期望兩套桌遊卡能幫助學生熟練生活英語，並增添學習趣味。

二、生活英語桌遊卡遊戲方式說明

■ 目標 **Objective:**

生活英語桌遊卡旨在幫助小學生練習生活英語，桌遊卡共有兩個版本，包括 Daily English Conversation (1)和(2)。遊戲方式請見下方說明。桌遊卡牌上的問句和答句皆可從國中小英語課採英語授課推廣計畫網站上下載。

The Daily English Conversation card game aims to help elementary school students practice daily English conversations. It has two versions: Daily English Conversation (1) and (2). Details about how to play this game are explained below. All student sentences and their corresponding responses can be downloaded from the following website:
<https://ntnuengproject.wixsite.com/teie/>.

■ 遊戲說明 **How to Play This Card Game:**

1. 每套卡牌共有 48 張牌，包含 12 組卡牌，每組有同樣的學生問句，但有 4 種不同的學生回答，故一共 48 張，請見以下範例。

This game consists of 48 cards (12 ranks x 4 different student responses = 48 cards). Each rank shares the same student sentence, which has four corresponding responses. Below is an example:

Student A: How are you?	Student B: I'm fine.
Student A: How are you?	Student B: I'm good. And you?
Student A: How are you?	Student B: I'm okay. How about you?
Student A: How are you?	Student B: I'm not feeling well.

2. 遊戲開始前 Pre-game setup:

- (1) 遊戲玩家 3 到 6 人一組，每一組使用一套卡牌。

All players form a group of 3 to 6 players. Each group should get a deck of 48 cards.

- (2) 每一組選一位玩家協助發牌，發牌者發給每位玩家（包括自己）一人五張卡牌，字面朝下。

Each group selects 1 player to be the dealer. The dealer then deals 5 cards face-down to each player including himself/herself.

- (3) 發牌者將剩下未發完的卡牌放在桌子中間，字面朝下。

The dealer puts the rest of the deck in the center of the table.

3. 遊戲規則 Game rules:

- (1) 由發牌者左手邊的玩家開始遊戲。

The player to the left of the dealer starts the game.

- (2) 當輪到你時，你得跟任何一位玩家要牌，這時你須唸卡牌上的問

句，例如：「(玩家名), how are you?」(請注意 你跟對方要的卡牌必須是你手中其中一張卡牌的問句)。

When it is your turn, ask **any player** for a specific card rank that you want, such as: “(other player’s name), how are you?” (Note: The card rank you ask for must be one that you already have.)

- (A) 如果你問的玩家剛好有你要的卡牌，她必須唸出該卡牌上學生的回答，爾後將該張卡片交給你，請見以下對話範例：

If the player you asked has the requested card, he/she must read the student response on the card and give the card to you. The following is an example dialogue:

- Student A (The player asking the question): How are you?
- Student B (The player being asked): I'm fine. (I'm good. And you? / I'm okay. How about you? / I'm not feeling well.)

請注意 假如你問的玩家有超過一張卡牌是你所唸的問題，她必須唸出這些卡牌上所有的答句，並將這些卡片都交給你。

Note: If the player you asked has multiple cards with the same rank that you requested, he/she must read all the responses out and give all those cards to you.

- (B) 接著你可以跟另一位玩家要同一組或不同組的卡片，也可以選擇問同一位玩家，並跟她要另一張卡片。

Then you can ask another player for the same card rank or a different card rank. You can also ask the same player for a different card rank.

- (C) 倘若你問的玩家剛好沒有你要的卡片，她必須要回答：“I don't have that card. Pick a new card.” 接下來你必須要從桌子中間未發出去的卡牌中，抽一張卡給自己。然後你這一輪就正式結束。

If the player you asked doesn't have the requested card, he/she will say "**I don't have that card. Pick a new card.**" and you must draw a card from the deck. Then your turn ends.

- (3) 前一位玩家左手邊的玩家開始新的一輪遊戲。

The person to the left of the previous player starts the next turn.

- (4) 新的一輪遊戲重複上述步驟(2)的流程。

The game continues by repeating step (2).

- (5) **得分**：倘若你收集到四張同一組的卡牌（即四張相同學生問句的卡牌），你可將該組卡牌字面朝上放在你面前桌上，然後你便可得到 4 分。假如你從桌子中間的卡牌中所抽到的卡牌，剛好讓你能夠湊成一組，你也可以將卡牌放在你面前的桌上，並獲得 4 分。

Keeping Score: If you collect 4 cards of the same rank, you should place the cards face-up in front of you, and that is worth 4 points. If the card you draw from the deck forms a match with the other 3 cards that you already have, you can also place the cards down to win 4 points.

- (6) 當所有玩家湊成了 12 組卡牌，並將所有牌組放置在面前，遊戲結束。

The game ends when all the cards are face-up in front of all the players.

- (7) 所有玩家計算各自得分，得分最高的玩家為贏家。

All players count the number of points they have. The player with the most points is the winner.

4. 其他 Other

- (1) 如果你手中沒牌了，你可以從桌子中間的卡牌抽一張牌繼續遊戲。

If you run out of cards in your hand, you can pick a new card from the deck and continue the game.

- (2) 假如桌子中間沒有剩下的卡牌了，遊戲繼續進行，玩家不再抽牌。

If there are no cards left in the deck, the game continues. From that point on, players don't draw cards anymore.

三、生活英語 (高年級) 一覽表

Daily English Conversation (2)

Student A	Student B
May I borrow a pen?	1. Sure, here you go.
	2. Okay, take this one.
	3. Sorry, I only have this one.
	4. Sure. Just remember to give it back later.

Student A	Student B
Let's go outside and play!	1. Alright, count me in!
	2. Good idea!
	3. Okay, let's go!
	4. Sorry, I can't now. I'm doing my homework.

Student A	Student B
Hurry up!	1. Wait for me, please!
	2. Just a minute!
	3. I'll be there soon!
	4. I'm coming.

Student A	Student B
Give me a hand, please.	1. What can I do for you?
	2. Sure!
	3. Sure, how can I help?
	4. Sorry, I can't. I'm busy right now.

Student A	Student B
How do you feel?	1. I feel terrible.
	2. I'm feeling great!
	3. I'm a bit tired.
	4. I am so excited now.

Student A	Student B
What's wrong?	1. My arm hurts.
	2. I have a stomachache.
	3. I'm hungry.
	4. I'm not feeling well.

Student A	Student B
Whose bottle is this?	1. It's John's bottle.
	2. That's my bottle. Thank you.
	3. I'm not sure.
	4. Let's just take it to Lost and Found.

Student A	Student B
This picture is so cool!	1. Thanks!
	2. I really like it, too.
	3. Many thanks! You're so nice.
	4. Yeah, it's my favorite.

Student A	Student B
What do you do on Sundays?	1. I play video games with my friends.
	2. I study at the library.
	3. I (go) visit my grandpa and grandma.
	4. Not much. I stay home all day.

Student A	Student B
Do you have any pens with you?	1. Yes. I have two.
	2. How many do you need?
	3. No, I don't have any.
	4. Yes, but I have only one pen.


Student A	Student B
How do you go to the library?	1. I walk. How about you?
	2. I ride my bike to the library.
	3. I go to the library by bus.
	4. My dad drives me to the library.

Student A	Student B
Where are you going?	1. The supermarket.
	2. To the post office.
	3. I'm going to the park.
	4. I am going home now.

四、自製生活英語桌遊卡方法

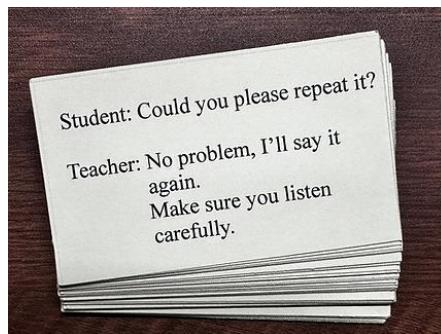
自製生活英語桌遊卡時，可依照以下步驟依序完成：

- 一、 購買厚度合適且可供電腦列印的紙張，後續列印後可將紙卡剪裁下來運用。亦至書局購買 A4 大小已具撕線的 DIY 名片紙 (1 頁 2 列 x 5 段=10 面版本) (如圖一)，列印後可輕鬆將紙卡撕下 (如圖二)。



圖一

- 二、以第一項所準備的紙張列印本手冊中第 10 頁到第 14 頁的 Daily English Conversation (1) 和 (2) 桌遊卡片，列印後便可將紙卡裁剪下來運用 (如圖二示例)。建議將剪裁下來的卡片護貝，以方便保存。卡牌列印時若遇排版偏差問題，建議至計畫團隊網站下載卡牌檔案。



圖二

Daily English Conversation (2)

國小高年級

Student A: May I borrow a pen?

Student B: Sure, here you go.

Student A: May I borrow a pen?

Student B: Okay, take this one.

Student A: May I borrow a pen?

Student B: Sorry, I only have this one.

Student A: May I borrow a pen?

Student B: Sure. Just remember to give it back later.

Student A: Let's go outside and play!

Student B: Alright, count me in!

Student A: Let's go outside and play!

Student B: Good idea!

Student A: Let's go outside and play!

Student B: Okay, let's go!

Student A: Let's go outside and play!

Student B: Sorry, I can't now. I'm doing my homework.

<p>Student A: Hurry up!</p> <p>Student B: Wait for me, please!</p>	<p>Student A: Hurry up!</p> <p>Student B: Just a minute!</p>
<p>Student A: Hurry up!</p> <p>Student B: I'll be there soon!</p>	<p>Student A: Hurry up!</p> <p>Student B: I'm coming.</p>
<p>Student A: Give me a hand, please.</p> <p>Student B: What can I do for you?</p>	<p>Student A: Give me a hand, please.</p> <p>Student B: Sure!</p>
<p>Student A: Give me a hand, please.</p> <p>Student B: Sure, how can I help?</p>	<p>Student A: Give me a hand, please.</p> <p>Student B: Sorry, I can't. I'm busy right now.</p>
<p>Student A: How do you feel?</p> <p>Student B: I feel terrible.</p>	<p>Student A: How do you feel?</p> <p>Student B: I'm feeling great!</p>

<p>Student A: How do you feel?</p> <p>Student B: I'm a bit tired.</p>	<p>Student A: How do you feel?</p> <p>Student B: I am so excited now.</p>
<p>Student A: What's wrong?</p> <p>Student B: My arm hurts.</p>	<p>Student A: What's wrong?</p> <p>Student B: I have a stomachache.</p>
<p>Student A: What's wrong?</p> <p>Student B: I'm hungry.</p>	<p>Student A: What's wrong?</p> <p>Student B: I'm not feeling well.</p>
<p>Student A: Whose bottle is this?</p> <p>Student B: It's John's bottle.</p>	<p>Student A: Whose bottle is this?</p> <p>Student B: That's my bottle. Thank you.</p>
<p>Student A: Whose bottle is this?</p> <p>Student B: I'm not sure.</p>	<p>Student A: Whose bottle is this?</p> <p>Student B: Let's just take it to Lost and Found.</p>

Student A: This picture is so cool!

Student B: Thanks!

Student A: This picture is so cool!

Student B: I really like it, too.

Student A: This picture is so cool!

Student B: Many thanks!
You're so nice.

Student A: This picture is so cool!

Student B: Yeah, it's my favorite.

Student A: What do you do on
Sundays?

Student B: I play video games with
my friends.

Student A: What do you do on
Sundays?

Student B: I study at the library.

Student A: What do you do on
Sundays?

Student B: I (go) visit my grandpa
and grandma.

Student A: What do you do on
Sundays?

Student B: Not much.
I stay home all day.

Student A: Do you have any pens
with you?

Student B: Yes, I have two.

Student A: Do you have any pens
with you?

Student B: How many do you need?

Student A: Do you have any pens with you?

Student B: No, I don't have any.

Student A: Do you have any pens with you?

Student B: Yes, but I have only one pen.

Student A: How do you go to the library?

Student B: I walk. How about you?

Student A: How do you go to the library?

Student B: I ride my bike to the library.

Student A: How do you go to the library?

Student B: I go to the library by bus.

Student A: How do you go to the library?

Student B: My dad drives me to the library.

Student A: Where are you going?

Student B: The supermarket.

Student A: Where are you going?

Student B: To the post office.

Student A: Where are you going?

Student B: I'm going to the park.

Student A: Where are you going?

Student B: I am going home now.

生活英語桌遊卡遊戲手冊

委託單位：教育部國民及學前教育署

委辦單位：國立臺灣師範大學英語學系

委辦計畫：2030 雙語政策(111 至 113 年)—提升高中以下英語文教師教學效能—十二年

國教—國中小教育階段英語課採全英語授課暨全英語教學影片製作計畫

計畫諮詢專家：國立臺灣師範大學英語學系 張武昌教授

計畫主持人：國立臺灣師範大學英語學系 王宏均教授

協同主持人：國立臺灣師範大學英語學系 曾俊傑副教授

中國醫藥大學 黃文志助理教授

計畫助理：國立臺灣師範大學英語學系 楊慧欣助理

國立臺灣師範大學英語學系 陳柏璋助理

國立臺灣師範大學英語學系 陳蕙如助理

卡牌文字校對：臺北市立中正高級中學 Alex Wallace 老師

影片製作：國立臺灣師範大學英語學系 趙亦萱系友

封面封底設計：國立臺灣師範大學英語學系 楊慧欣助理

特別感謝：台北市立國語實驗國民小學 張孝慈老師

屏東市信義國民小學 黃慧麗老師

桃園市青溪國民小學 廖人鉉老師

編輯日期：中華民國 114 年 4 月

